

The Fastest and Easiest 3D Scanner for Color Acquisition

# Go!SCAN 3D



The Go!SCAN 3D™ is our fastest, user-friendly handheld 3D scanner. A powerful tool during the product development phase, the Go!SCAN 3D quickly measures any complex surface making it possible to «get it right» the first time. With its seamless integration to your 3D modelling software and your product life cycle management workflow, it will greatly improve product development, foster innovation and shorten time to market.

Designed to scan any object without need for a set-up, it offers flawless texture and geometry acquisition as well as impressive details in a rich color palette. Just go... and scan!



**Color acquisition**


**Made in North America**  
Most trusted & widely used handheld 3D scanners

**Worldwide repairs and customer support**

# Powerful, Intuitive Software for Optimal User Experience

**Creaform.OS™** is a powerful, integrated operating software that provides the best 3D measurement experience across all Creaform systems.

Featuring an intuitive interface, user-friendly tools, embedded content, and learning tutorials, the platform is designed to streamline onboarding for new users and overcome a lack of experience, ensuring they can fully leverage the capabilities of their 3D scanners and optical CMMs.



Live meshing

Integrated  
photogrammetry





Smart Surface  
Algorithm

**Creaform Metrology Suite™** provides a comprehensive portfolio of application software modules designed for any metrology task.

- **Scan-to-CAD**  
The most intuitive reverse engineering toolkit for transferring data extracted from 3D scans to any CAD platform.
- **Inspection**  
Comprehensive and powerful software designed for efficient and accurate dimensional inspections.
- **Automation**  
The most user-friendly and integrated programming platform for deploying automated quality control solutions.
- **Dynamic Tracking**  
Enables simultaneous position and orientation of multiple objects in space and time.



## Technical Specifications

| Go!SCAN SPARK™   Elite  |  |                          |
|---|--|--------------------------|
| ACCURACY <sup>(1)</sup>   |  | Up to 0.050 mm           |
| VOLUMETRIC ACCURACY <sup>(2)</sup><br>(based on part size)            |  | 0.050 mm + 0.100 mm/m    |
| ACCEPTANCE TEST   |  | Internal procedure       |
| MEASUREMENT CAPABILITIES<br>(at a working distance of 0.4 m (1.3 ft)) |  Pin  | 1.250 mm                 |
|   |  Hole | 2.500 mm                 |
|   |  Step | 0.050 mm                 |
|   |  Wall | 0.750 mm                 |
| LIGHT SOURCE  |  | White light (99 stripes) |
| WORKING DISTANCE  |  | 200 mm to 650 mm         |
| PART SIZE RANGE<br>(recommended)                                      |  | 0.1–4 m                  |
| WEIGHT  |  | 1.25 kg                  |

(1) Typical value for diameter measurement on a calibrated sphere artefact.

(2) Performance assessed with traceable length artefacts using positioning targets. Objects with sufficient geometry/color texture can enable this level of performance without positioning targets. Results are obtained using integrated photogrammetry with volumetric accuracy optimization.



For an unparalleled experience connect with us at the nearest office located in Germany.

[creaform3d.com](https://creaform3d.com)



**CREAFORM** / **AMETEK**®

Authorized Distributor

 **PROFESSIONAL CAD SYSTEMS LTD**

Unit 4 / 31 Chafer Place    E: [info@procadsys.co.nz](mailto:info@procadsys.co.nz)  
Te Rapa Park                P: +64 7 848 2005  
Hamilton 3200                W: [procadsys.co.nz](https://procadsys.co.nz)